



SBI PENSION FUNDS (P) LTD.

SBI Pension Funds Private Limited



SBI PENSION FUNDS (P) LTD.

**Standard Operating Procedure for Subscribers
For**

Aadhaar Offline e-KYC based PRAN generation



The SBI Pension Funds Private Limited module being offered to Subscribers is an online portal where a Subscriber can register online and make contribution. A link is displayed on SBI Pension Funds Private Limited website for opening NPS account. After clicking on the Open NPS A/c, Subscriber will be redirected to NSDL NPS application for registration. The process of PRAN generation is Aadhaar Offline e-KYC based wherein the Subscriber authenticates himself/herself through AADHAR. Subscriber needs to have his\her mobile number updated in the UIDAI database. The basic details of the subscriber (Name, Date of birth and address) are fetched from the UIDAI database and rest of the details (bank details, nomination, scheme preference and personal details) are to be filled by the Subscriber.

Pre-requisite for generation of PRAN:

- a. A mobile update in UIDAI database.
- b. Aadhaar Offline e-KYC XML file (It will be Zip file). If not available the same can be downloaded from UIDAI website
- c. Scanned copy of PAN card and Cancelled Cheque in *.jpeg/ *.jpg/ *.png format having file size between 4KB - 2MB
- d. Scanned of Signature in *.jpeg/ *.jpg/ *.png format having file size between 4KB - 5MB

A brief journey for registration of Corporate Subscriber is mentioned below:

- a. Subscriber is required to enter mobile no., upload the Aadhaar e-KYC XML zip file and enter the share code.
- b. If the subscriber does not have the Aadhaar XML file, the subscriber is provided with the link re-directing them to the UIDAI portal to download the XML data packet along with the share code. It hardly takes a minute to download the XML data packet.
- c. Enter first three alphabets of the corporate office name. A list of corporate offices will be displayed after entering first three alphabets. Select your office name from the list displayed. Please ensure the correct employer is selected as the employment details entered by you is sent for verification to the respective office selected by you.
- d. The basic KYC details i.e. Name of Subscriber, DOB (Date of Birth), Gender, Address and Photo will be fetched from UIDAI database.
- e. Other mandatory details i.e., Personal details, FATCA details, Nomination details, Employment details and Scheme Preference details are to be filled by subscriber. If



Scheme Preference details selection option is made by your Corporate (employer), then Scheme Preference will be auto populated.

- f. After filling all the details, subscriber is required to upload scanned copy of Cancelled cheque, PAN card and scan of signature. Please refer to the specifications available on screen while uploading the documents.
- g. A PRAN will be immediately generated without making Payment. The PRAN however will be kept in "Freeze" status till the selected employer carries out the employment verification.
- h. After PRAN generation, he/she can e-Sign the form online through Aadhaar authentication (this process is completely paperless)
- i. After PRAN generation, the employment details will be sent online to your corporate office (employer) for verification.
- j. After successful employee details verification, the status of PRAN will be updated as Active. You can then start contributing to your PRAN.



Step by Step guide for Corporate Subscriber Registration:

1. Click on the link available in SBI Pension Funds Private Limited website for Subscriber registration. You will be directed to Landing Page of NSDL NPS application as shown below. Brief "Steps for registration" and "FAQs" are available on the Landing page for your quick reference. Please ensure you have gone through the pre-requisites for account opening to ensure a seamless experience. Please click "Registration" button.

The screenshot shows a landing page titled "Welcome to 'myNPS' - A faster, hassle free and paperless mode of opening NPS Account - Online." It lists requirements for opening an NPS account through 'myNPS', including a mobile number and email ID, an active bank account with Net Banking facility, a scanned copy of a cancelled cheque, and online payment of the initial contribution. A box contains key benefits of NPS, such as portability, tax deductions, and an additional deduction for investment. At the bottom, there are links for "Steps for Registration" and "FAQ", and a prominent green "REGISTRATION" button.

2. Screen as shown below will open. Please select the radio button represented as "Corporate Subscriber" for registration as a subscriber under your Corporate (employer) for NPS. After selecting Account Type, subscriber is required to enter the mobile number registered with UIDAI database, last digit of Aadhaar number, upload the XML file, Share code and corporate office name. In case you do not have the Aadhaar XML file, please click on the link re-directing to the UIDAI portal to download the XML data packet along with the share code. It hardly takes one minute to download the XML data packet. Enter first three alphabet of the Corporate Office name (employer) as registered under NPS. A list of corporate offices will be displayed after entering first three alphabet. Select your office name (employer) from the list displayed. Please ensure the correct employer is selected as the employment details entered by you is sent for verification to the respective office selected by you.



Online Subscriber Registration

* Please ensure "Cookies" are enabled in your browser before proceeding for Registration.

[Test Message Registration.](#)

[New Registration](#)

[Complete Pending Registration](#)

[eSign / Print Registration Form](#)

New Registration

Choose appropriate options

Applicant Type* Individual Subscriber Corporate Subscriber

Status of Applicant Citizens of India

Register With Aadhaar Offline e-KYC Permanent Account Number (PAN)

Account Type Tier I & Tier II Tier I only

Please enter the following details

Enter Aadhaar Registered Mobile Number *

Enter Last Digit of Aadhaar Number *

Upload Aadhaar Offline e-KYC XML File* [Browse...](#)

*Generated & Registered - 10/02/2016 10:23:41 AM - 1/1/2016

Please Upload Aadhaar Paperless Offline e-KYC ZIP file containing the Resident's Paperless Offline eKYC obtained through UIDAI website. If Zip File is not generated/not available, Click here to download Aadhaar Paperless Offline e-KYC document from UIDAI.

Share Code for your Paperless Offline eKYC *

Corporate Head Office *

Corporate Branch Office *

[Continue](#)

- The basic details of the subscriber (Name, DOB and Address) are fetched from the UIDAI database and rest of the details (bank details, nomination, scheme preference and personal details) is to be filled up by the subscriber. After filling all the personal details, click on "Generate Acknowledgement No."



Start Acknowledgement ID Generated Registration Details Submitted PRAN Generated eSIGN Registration Form Process Complete

Account Types: Tier I

Personal Details Contact Details Bank & Other Details Nomination Details Documents Upload Photo & Signature Details Payment Details

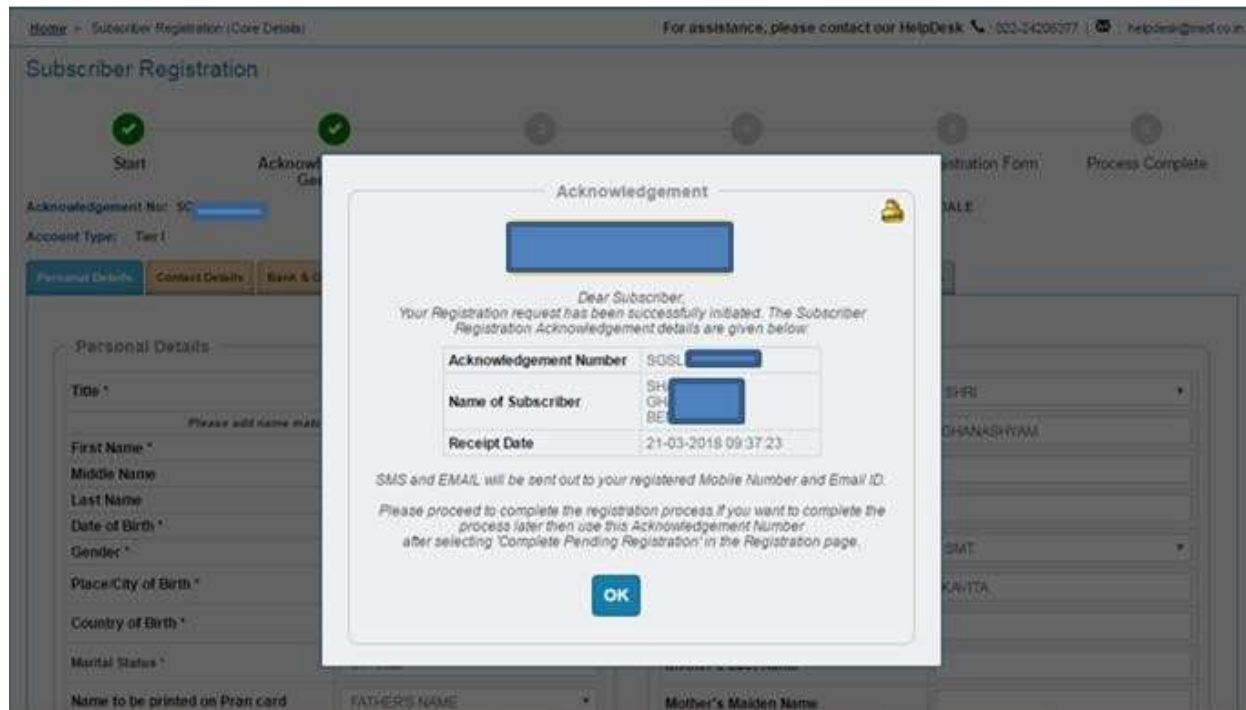
Fields marked with * are mandatory for registration.

Personal Details		Family Details	
Title *	SHR	Father's Title *	SHR
Please add name matching with Bank Account name			
First Name *	[REDACTED]	Father's First Name *	CHANASHYAM
Middle Name		Father's Middle Name	
Last Name		Father's Last Name	
Date of Birth *	23/09/1982	Mother's Title *	SMT
Gender *	Male	Mother's First Name *	KAVITA
Place/City of Birth *	MUMBAI	Mother's Middle Name	
Country of Birth *	INDIA	Mother's Last Name	
Marital Status *	SINGLE	Mother's Maiden Name	
Name to be printed on Pran card	FATHER'S NAME		
Mobile *	+91 999 [REDACTED]		
Email ID *	130 [REDACTED]		
Telephone (Residence No)			
Telephone (Office No)			
Fax Number			

Identity Details		Proof of Identity	
PAN *	AHPPS0268N	Identify Proof *	AADHAAR CARD / LETTER ISSUED BY
Passport No		ID Number*	XXXX-XXXX-XXXX
Voter ID		Date of Birth Proof*	AADHAAR CARD / LETTER ISSUED BY
CERSA ID		Document Proof ID (if any)	XXXX-XXXX-XXXX
Agency Code			

Add and Enter Captcha

- Acknowledgement number will be generated and the same will be sent to registered mobile no. and Email ID.



5. After clicking on "Ok", Subscriber will be directed to fill up contact details. He is required to fill FATCA details and address will be fetched and populated from UIDAI database.



Start Acknowledgement ID Generated Registration Details Submitted PRAN Generated eSIGN Registration Form Process Complete

Acknowledgement No: SG [redacted] Subscriber Name: SHA [redacted]

Account Type: Tier I

Personal Details **Content Details** Bank & Other Details Nomination Details Documents Upload Photo & Signature Details Payment Details

FATCA Details

US PERSON YES NO

Country of Tax residency	Address of Tax residency	TIN Number issuing Country	Tax Identification Number	Validity	FATCA State	FATCA City	FATCA Zip Code
INDIA	MUMBAI	INDIA	BQPPS105		MAHARASH	MUMBAI	400013

Add

Correspondence Address Details

Address Type *
 Business Residential Residential/Business

Flat/Room/Door/Block no. * Ghat [redacted]
Landmark Golibar Road,
Premises/Building/Village
Road/Street/Lane
City/Town/District * Unakropar (west), Mumbai
State/U.T. * Maharashtra
Country * India
Correspondence Address Proof * Document Proof ID (if any)
AADHAAR CARD / LETTER ISSUED BY UIE XXXXXXXX2331

Permanent Address Details

Address Type *
 Business Residential Residential/Business

Flat/Room/Door/Block no. * Ghat [redacted]
Landmark Golibar Road,
Premises/Building/Village
Road/Street/Lane
Area/Locality/Taluka Plot No. [redacted]
PIN Code * 400086
City/Town/District * Ghat [redacted]
State/U.T. * Maharashtra
Country * India
Permanent Address Proof * Document Proof ID (if any)
AADHAAR CARD / LETTER ISSUED BY UIE XXXXXXXX2331

Save & Proceed Reset Next

Note

6. As a next step, subscriber is required to fill Employment details and Bank details as shown in below screenshot. The employee verification will be done online by your



Corporate office (employer) on the basis of employment details entered by Subscriber.
After entering correct details, click on "Save & Proceed".

Progress bar: Start (1) Acknowledgement ID Generated (2) Registration Details Submitted (3) PRAN Generated (4) eSIGN Registration Form (5) Process Complete

Acknowledgement No: SG [REDACTED] Subscriber Name: SHAI [REDACTED]

Account Type: Tier I

Navigation tabs: Personal Details | Contact Details | **Bank & Other Details** | Nomination Details | Documents Upload | Photo & Signature Details | Payment Details

Other Details

Occupation Details *	GOVERNMENT EMPLOYEE
Income Range (per annum)	5 LAC TO 10 LAC
Educational Qualification	GRADUATE
Please Select If Applicable	POLITICALLY EXPOSED PERSON
Relative of Political Exposed Person	-SELECT-

Employment Details

Employee ID *	D215354
Date of Joining *	08/07/2018
Date of Retirement *	28/03/2020

Tier 1

Bank Details

* All details are Mandatory

Account Type	SAVINGS ACCOUNT
Bank A/C Number	2315945649456
Bank IF S Code	SBIN0000001
Bank Name	STATE BANK OF INDIA
Branch Name	KOLKATA MAIN
Branch Address	SAMRIDDI BHAWAN, 1 STRAND ROAD, KOLKATA 700 001
PIN Code	400013
State/U.T.	MAHARASHTRA
Country	INDIA
Bank MICR Code	700002021
Bank A/c Linked to Aadhaar	<input type="checkbox"/>

Navigation: << Save & Proceed Reset >>



- After clicking on Save and Proceed, please enter Scheme Preference details and Nominee details. Please note that if Scheme Preference details selection option is at Corporate level, then Scheme Preference will be auto populated.

Start Acknowledgement ID Generated Registration Details Submitted PRAN Generated eSIGN Registration Form Process Complete

Acknowledgement No: 555 Subscribers Name: SMA

Account Type: Tier I

Personal Details Contact Details Bank & Other Details **Registration Details** Documents Upload Photo & Signature Details Payment Details

Tier I

Scheme Preference Details

Choose Pension Fund Manager (PFM):* ICICI PRUDENTIAL PENSION FUNDS MANAGEMENT

Choose your Investment Option wisely:*

Auto Active Moderate Conservative Aggressive

Sr No.	Scheme Name	% Distribution
1	ICICI PRUDENTIAL PENSION FUND SCHEME E - TIER I	50
2	ICICI PRUDENTIAL PENSION FUND SCHEME G - TIER I	30
3	ICICI PRUDENTIAL PENSION FUND SCHEME G - TIER I	20

Nominee Details

Nominee 1

First Name * SURESH

Middle Name

Last Name / Surname

Major/Minor* MAJOR

Date of Birth 11/02/1981 (DD/MM/YYYY)

Relationship* BROTHER

Percentage Share* 100 %

Guardian First Name (in case of a minor)

Guardian Middle Name

Guardian Last Name

Flat/Room/Door/Block no.* LOWER PAREL

Premises/Building/Village LOWER PAREL

Area/Locality/Taluka LOWER PAREL

PIN Code/ZIP Code 400013

City MUMBAI

State/U.T. MAHARASHTRA

Country INDIA

Add

Save & Proceed Reset



- Further, you are required to upload scan copy of "PAN Card" and "Cancelled Cheque". Please note that scanned copy of PAN card and Cancelled cheque is compulsory for Tier I registration as well as for combined Tier I & Tier II registration. Please adhere to the specifications (size and type) of the documents provided on-screen.

Subscriber Registration

Start Acknowledgement ID Generated Registration Details Submitted PRAN Generated eSIGN Registration Form Process Complete

Acknowledgement No: ZSLC11006728 Subscriber Name: SAGAR DATTATRAY SALUNKHE

Account Type: Tier I

Personal Details Contact Details Bank & Other Details Nomination Details Documents Upload Photo & Signature Details Declaration Details

Documents Upload

Proof Name	Document Name	Attach File
SCANNED PAN CARD *	SCANNED PAN CARD	E:\MS DATA\TESTING\PHOTOSIGN\KNOWMORE.PDI Browse...
CANCELLED CHEQUE *	CANCELLED CHEQUE	E:\MS DATA\TESTING\PHOTOSIGN\KNOWMORE.PDI Browse...

Note: Document should be in *.jpg, *.png or *.pdf format. Size of document should be between 4KB and 2MB.

Upload

- After clicking on "Upload", your photograph is fetched from the UIDAI database. You are required to upload the scan image of signature and then click on "Save" button. Please adhere to the specifications (size and type) of the images provided on-screen.

generated

Acknowledgement No: ZSLC11006728 Subscriber Name: SAGAR DATTATRAY SALUNKHE

Account Type: Tier I

Personal Details Contact Details Bank & Other Details Nomination Details Documents Upload Photo & Signature Details Declaration Details

Upload Photo & Signature

Photo

Preview Photo

Browse...

Signature

Preview Signature

E:\MS DATA\TESTING\ Browse...

Steps to Scan Signature



Aadhaar Consent

1. Use my Aadhaar details for National Pension System (NPS) and authenticate my identity through the Aadhaar Authentication system (Aadhaar based e-KYC services of UIDAI) in accordance with the provisions of the Aadhaar (Targeted Delivery of Financial and other Subsidies, Benefits and Services) Act, 2016 and the allied rules and regulations notified thereunder.
2. Use my Demographic details (Name, Gender and Date of Birth) and OTP for authenticating my identity through the Aadhaar Authentication system for obtaining my e-KYC through Aadhaar based e-KYC services of UIDAI.
3. Use the Aadhaar and e-KYC information to populate the corresponding fields in this application and share the same with its empaneled service provider(s) for the purpose of providing me NPS related services.
4. I understand that the Aadhaar details (physical and / or digital, as the case maybe) submitted for registration under e-NPS will be maintained in NPS till the time the account is not inactive in NPS or the timeframe decided by PFRDA, the regulator of NPS, whichever is later.
5. I understand that Security and confidentiality of personal identity data provided, for the purpose of Aadhaar based authentication is ensured by NSDL e-Gov till such time it is acting as CRA for my NPS account.


I am aware that as an alternative, if Aadhaar is not available, I can submit physical application to the concerned Nodal Office to avail the services under NPS.

Note: Photo & Signature should be in *.jpg format. If your Photograph/Signature image is in other format, please save it as in .jpg format. Size of photo/signature should be between 4KB to 5mb. Scan a signature and upload it.

« Save

10. Please re-verify the Photo and signature and then click on "Confirm".


Preview Photo



Browse...

Photo Successfully Uploaded

Preview Signature



Browse...

Signature Successfully Uploaded

Steps to Scan Signature

Aadhaar Consent

1. Use my Aadhaar details for National Pension System (NPS) and authenticate my identity through the Aadhaar Authentication system (Aadhaar based e-KYC services of UIDAI) in accordance with the provisions of the Aadhaar (Targeted Delivery of Financial and other Subsidies, Benefits and Services) Act, 2016 and the allied rules and regulations notified thereunder.
2. Use my Demographic details (Name, Gender and Date of Birth) and OTP for authenticating my identity through the Aadhaar Authentication system for obtaining my e-KYC through Aadhaar based e-KYC services of UIDAI.
3. Use the Aadhaar and e-KYC information to populate the corresponding fields in this application and share the same with its empaneled service provider(s) for the purpose of providing me NPS related services.
4. I understand that the Aadhaar details (physical and / or digital, as the case maybe) submitted for registration under e-NPS will be maintained in NPS till the time the account is not inactive in NPS or the timeframe decided by PFRDA, the regulator of NPS, whichever is later.
5. I understand that Security and confidentiality of personal identity data provided, for the purpose of Aadhaar based authentication is ensured by NSDL e-Gov till such time it is acting as CRA for my NPS account.

I am aware that as an alternative, if Aadhaar is not available, I can submit physical application to the concerned Nodal Office to avail the services under NPS.

Note: Photo & Signature should be in *.jpg format. If your Photograph/Signature image is in other format, please save it as in .jpg format. Size of photo/signature should be between 4KB to 5mb. Scan a signature and upload it.

« Save Confirm

11. After clicking on "Confirm", system will display all the details which are entered under "Personal details, Contact details, Bank details, Nomination details, Scheme Preference, Documents and Photo Signature for reverification. If there is any issue with the details entered, then you can click on "Edit" button and rectify the details. Once the details are verified, click on "Proceed".



Start Acknowledgement ID Generated Registration Details Submitted PRAN Generated eSOP Registration Form Process Complete

Acknowledgement No: SG [REDACTED] Subscriber Name: SH [REDACTED]

Account Type: Tier 1

Personal Details Contact Details Bank & Other Details Nomination Details Documents Upload Photo & Signature Details Payment Details

Personal Details	
Title	SHR
First Name *	SHR [REDACTED]
Middle Name	
Last Name	
Gender *	MALE
Date of Birth *	03/09/1982
Place/City of Birth *	MUMBAI
Country of Birth *	INDIA
Marital Status	SINGLE
Mobile *	+ 91 98 [REDACTED]
Email ID *	SHR [REDACTED]
Telephone (Residence No)	
Telephone (Office No)	
Fax Number	

Family Details	
Father's Title *	SHR
Father's First Name *	GHANASHYAM
Father's Middle Name	
Father's Last Name	
Mother's Title *	SMT
Mother's First Name	KAVITA
Mother's Middle Name	
Mother's Last Name	
Mother's Maiden Name	

Identity Details	
PAN	AHPPS0268N
Aadhaar	XXXX-XXXX-XXXX
Passport No	
Voter ID	
CERSAI ID	
Agency Code	

Proof of Identity	
Identity Proof	AADHAAR CARD / LETTER ISSUED BY UIDAI
Document ID	XXXX-XXXX-XXXX
Date of Birth Proof	AADHAAR CARD / LETTER ISSUED BY UNIQUE IDENTIFICATION AUTHORITY OF INDIA
Document Proof ID (if any)	XXXX-XXXX-XXXX

[Edit](#) >>



Start Acknowledgement ID Generated Registration Details Submitted PRAN Generated eSIGN Registration Form Process Complete

Acknowledgement No: SG [REDACTED] Subscriber Name: SHA [REDACTED]

Account Type: Tier I

Personal DetailsContact DetailsBank & Other DetailsNomination DetailsDocuments UploadPhoto & Signature DetailsPayment Details

FATCA Details

US PERSON NO

Country of Tax residency	Address of Tax residency	TIN Number issuing Country	Tax Identification Number	Validity	FATCA State	FATCA City	FATCA Zip Code
INDIA	MUMBAI	INDIA	BOPPS1057T		MAHARASHTRA	MUMBAI	400013

Correspondence Address Details *

Address Type *	Residential
Flat/Room/Door/Block no. *	GH [REDACTED]
Landmark	GOLIBAR ROAD,
Premises/Building/Village	
Road/Street/Lane	
Area/Locality/Taluka	PLC [REDACTED] NAG [REDACTED]
PIN Code *	400086
City/Town/District *	GHATK [REDACTED]
State/U.T. *	MAHARASHTRA
Country *	INDIA

	Document Description	Document ID
Address Proof	AADHAAR CARD / LETTER ISSUED BY UIDAI	XXXXXXXXX2331

Permanent Address Details *

Same As Current Address

Address Type *	Residential
Flat/Room/Door/Block no. *	GHA [REDACTED]
Landmark	GOLIBAR ROAD,
Premises/Building/Village	
Road/Street/Lane	
Area/Locality/Taluka	PLC [REDACTED] NAG [REDACTED]
PIN Code *	400086
City/Town/District *	GHA [REDACTED]
State/U.T. *	MAHARASHTRA
Country *	INDIA

	Document Description	Document ID
Address Proof	AADHAAR CARD / LETTER ISSUED BY UIDAI	XXXXXXXXX2331

⏪ Edit ⏩

Note

- Click on 'Edit' button to make changes in Form.



Start Acknowledgement ID Generated Registration Details Submitted PRAN Generated eSIGN Registration Form Process Complete

Acknowledgement No: SGG [REDACTED] Subscriber Name: SH [REDACTED]

Account Type: Tier I

Personal Details Contact Details **Bank & Other Details** Nomination Details Documents Upload Photo & Signature Details Payment Details

Other Details

Occupation Details	GOVERNMENT EMPLOYEE
Educational Qualification	GRADUATE
Income Range (per annum)	5 lac to 10 lac
Please Select if Applicable	POLITICALLY EXPOSED PERSON
Relative of Political Exposed Person	

Employment Details

Employee ID	D165146
Date of Joining *	31/07/2018
Date of Retirement*	21/02/2019

Tier 1

Tier 1

Bank Details

Account Type	SAVINGS
Bank A/C Number	2315645649456
Bank IF S Code	SBIN0000001
Bank Name	STATE BANK OF INDIA
Branch Name	KOLKATA MAIN
Branch Address	SAVROOH BHAWAN 1 STRAND ROAD, KOLKATA 700 001
PIN Code	400013
PIN Code	400013
State/U.T.	MAHARASHTRA
Country	INDIA
Bank MICR Code	700002001
Bank A/c Linked to Aadhaar	☐

« Edit »

Note

- Click on 'Edit' button to make changes in Form.



Start Acknowledgement ID Generated Registration Details Submitted PRAN Generated eSIGN Registration Form Process Complete

Acknowledgement No: SG [redacted] Subscriber Name: SH [redacted]

Account Type: Tier I

Personal Details Contact Details Bank & Other Details **Nomination Details** Documents Upload Photo & Signature Details Payment Details

Tier I

Scheme Preference Details

Choose Pension Fund Manager (PFM):* ICICI PRUDENTIAL PENSION FUNDS MANAGEMENT COMPANY LIMITED

Choose your investment Option wisely:* Auto

Choose your investment Option wisely:* Moderate

Sr No.	Scheme Name	% Distribution
1	ICICI PRUDENTIAL PENSION FUND SCHEME E - TIER I	50.0
2	ICICI PRUDENTIAL PENSION FUND SCHEME C - TIER I	30.0
3	ICICI PRUDENTIAL PENSION FUND SCHEME G - TIER I	20.0

First Name * KAVITA

Middle Name

Last Name / Surname

Date of Birth

Relationship * MOTHER

Major/Minor * Major

Percentage Share * 100%

Guardian First Name (in case of a minor) *

Guardian Middle Name

Guardian Last Name

Flat/Room/Door/Block no. 10TH FLOOR

Premises/Building/Village TIMES TOWER

Area/Locality/Taluka LOWER PAREL

PIN Code/ZIP Code 400013

City MUMBAI

State/U.T. MAHARASHTRA

Country INDIA

« Edit »

Note

- Click on "Edit" button to make changes in Form.



Subscriber Registration

Start Acknowledgement ID Generated Registration Details Submitted PRAN Generated eSIGN Registration Form Process Complete

Acknowledgement No: ZSLC11006720 Subscriber Name: SAGAR DATTATRAY SALUNKHE

Account Type: Tier I

Personal Details | Contact Details | Bank & Other Details | Nomination Details | **Documents Upload** | Photo & Signature Details | Declaration Details

Documents Upload

Proof Name	Document Name	
SCANNED PAN CARD	SCANNED PAN CARD	
CANCELLED CHEQUE	CANCELLED CHEQUE	


« [Edit](#) »

Acknowledgement No: ZSLC11006720 Subscriber Name: SAGAR DATTATRAY SALUNKHE


Account Type: Tier I

Personal Details | Contact Details | Bank & Other Details | Nomination Details | Documents Upload | **Photo & Signature Details** | Declaration Details

Preview Photo



Preview Signature



Aadhaar Consent

1. Use my Aadhaar details for National Pension System (NPS) and authenticate my identity through the Aadhaar Authentication system (Aadhaar based e-KYC services of UIDAI) in accordance with the provisions of the Aadhaar (Targeted Delivery of Financial and other Subsidies, Benefits and Services) Act, 2016 and the allied rules and regulations notified thereunder.

2. Use my Demographic details (Name, Gender and Date of Birth) and OTP for authenticating my identity through the Aadhaar Authentication system for obtaining my e-KYC through Aadhaar based e-KYC services of UIDAI.

3. Use the Aadhaar and e-KYC information to populate the corresponding fields in this application and share the same with its empaneled service provider(s) for the purpose of providing me NPS related services.

4. I understand that the Aadhaar details (physical and / or digital, as the case maybe) submitted for registration under e-NPS will be maintained in NPS till the time the account is not inactive in NPS or the timeframe decided by PFRDA, the regulator of NPS, whichever is later.

5. I understand that Security and confidentiality of personal identity data provided, for the purpose of Aadhaar based authentication is ensured by NSDL e-Gov IIT such time it is acting as CRA for my NPS account.

I am aware that as an alternative, if Aadhaar is not available, I can submit physical application to the concerned Nodal Office to avail the services under NPS.

« [Edit](#) »

12. In order to proceed, you are required to tick on the declaration and then click on "Confirm Registration".



Declaration By Subscriber

Declaration & Authorization by all subscribers
I have read and understood the terms and conditions of the National Pension System and hereby agree to the same and declare that the information and documents furnished by me are true and correct, to the best of my knowledge and belief. I undertake to inform immediately the Central Record Keeping Agency/National Pension System Trust, of any change in the above information furnished by me. I do not hold any pre-existing account under NPS. I understand that I shall be fully liable for submission of any false or incorrect information or documents.

I further agree to be bound by the terms and conditions of provision of services by CRA, from time to time and any amendment thereof as approved by PFRDA, whether complete or partial without any new declaration being furnished by me. I shall be bound by the terms and conditions for the usage of I-pin (to access CRANPSCAN and view details) & T-pin on the CRA website.

I hereby declare that I am the bonafide subscriber of NPS and the contribution being paid for this transaction pertains to my PRAN. I further declare that I will make payment from my bank account.

Declaration under the Prevention of Money Laundering Act, 2002
I hereby declare that the contribution paid by me has been derived from my legally declared and assessed sources of income. I understand that NSDL NPS has the right to peruse my financial profile or share the information, with other government authorities. I further agree that NSDL NPS has the right to close my PRAN in case I am found violating the provisions of any law relating to prevention of money laundering.

NOTE : Please mention 'NPS Contribution' as remark in the payment remark at your banking site.

[Confirm Registration](#) [Cancel](#)

«

National Pension System
Retired life ka sahaas, NPS hamara

Home -> Subscriber Registration

Subscriber Registration

Start

Acknowledgement No: SGL119

Account Type: Tier I

Personal Details Gender Details Bank & Other Details Subscription Details Documents Upload Photo & Signature Upload Payment Details

Payment Details

First Time Tier I Contribution Amount ₹ 5000

Please confirm your details

Name: Sagar Dattatray Salunkhe

Father's Name: Ghanashyam

Date of Birth: 03-04-2020

Photo

Signature

[Confirm](#) [Edit](#)

StON Registration Form Process Complete

RYAM BENDALE

13. Post successful submission, PRAN will be generated for the subscriber. Please download and save the receipt for future reference. An Email intimation is also sent to the registered Email ID.

Receipt of Confirmation - Subscriber Registration

Permanent Retirement Account Number (PRAN)	110162605450
PRAN Generation Date	22/04/2020
Name of the Subscriber	SAGAR DATTATRAY SALUNKHE
Acknowledgement Number	ZSLC1100572II
Acknowledgement Date	22/04/2020

[Download Registration Form/Esign](#) [Download Confirmation Receipt](#)



14. Post successful completion of PRAN generation, subscriber has two options.

- a. This is a completely paperless process. Under this option, Subscriber can e-Sign the form. On successful completion of e-Sign process, subscriber need not submit the physical form. It is recommended to utilize this option to avoid inconvenience.

eSign / View Subscriber Registration Form

Start Acknowledgement ID Generated Registration Details Submitted PRAN Generated eSIGN Registration Form Process Complete

Acknowledgement No: ZSLC11006728 PRAN No.: 110162009450

Account Type: Tier I

eSign / View

eSign Subscriber Registration Form (Paperless) View Subscriber Registration Form

Aadhaar Number * XXXX XXXX XXXX

eSign & Download

Subscriber Registration Form

Alert!

Your name provided for PRAN registration should match with Aadhaar records to eSign your Registration Form successfully.

Press 'Proceed' if it is matching. You will be directed to eSign Service Provider website for eSigning of registration document, through successful authentication from UIDAI.

Press 'Cancel' in case name does not match use the 'Print and Courier Subscriber Registration Form' for further process.

eSign service charges plus taxes applicable is ₹ 5.90

Proceed **Cancel**

eSign & Download



NSDL Electronic Signature Service

ASP Name	National Pension System Trust
Transaction ID	UKC:eSign:8362:20200429125332349
Date & Time	2020-04-29T12:53:37

I hereby authorize NSDL e-Governance Infrastructure Limited (NSDL e-Gov) to -

1. Use my Aadhaar / Virtual ID details (as applicable) for the purpose of eSigning the registration document / service requests under National Pension System (NPS)/Atal Pension Yojana (APY) for/wth National Pension System Trust and authenticate my identity through the Aadhaar Authentication system (Aadhaar based e-KYC services of UIDAI) in accordance with the provisions of the Aadhaar (Targeted Delivery of Financial and other Subsidies, Benefits and Services) Act, 2016 and the allied rules and regulations notified thereunder and for no other purpose.

2. Authenticate my Aadhaar / Virtual ID through OTP or Biometric for authenticating my identity through the Aadhaar Authentication system for obtaining my e-KYC through Aadhaar based e-KYC services of UIDAI and use my Photo and Demographic details (Name, Gender, Date of Birth and Address) for the purpose of eSigning the registration document / service requests under National Pension System (NPS)/Atal Pension Yojana (APY) for/wth National Pension System Trust.

3. I understand that Security and confidentiality of personal identity data provided, for the purpose of Aadhaar based authentication is ensured by NSDL e-Gov and the data will be stored by NSDL e-Gov till such time as mentioned in guidelines from UIDAI from time to time.

VID/Aadhaar:	853307494080	Send OTP	Cancel
---------------------	--------------	---	---

[Click Here](#) to generate Virtual ID.
[Download Instructions](#) to generate Virtual ID in lieu of Aadhaar.

©2019 NSDL E-Governance Infrastructure Pvt. Ltd. All rights reserved.



NSDL Electronic Signature Service

ASP Name	National Pension System Trust
Transaction ID	UKC:eSign:8362:20200429125332349
Date & Time	2020-04-29T12:53:37

I hereby authorize NSDL e-Governance Infrastructure Limited (NSDL e-Gov) to -

1. Use my Aadhaar / Virtual ID details (as applicable) for the purpose of eSigning the registration document / service requests under National Pension System (NPS)/Atal Pension Yojana (APY) for/with National Pension System Trust and authenticate my identity through the Aadhaar Authentication system (Aadhaar based e-KYC services of UIDAI) in accordance with the provisions of the Aadhaar (Targeted Delivery of Financial and other Subsidies, Benefits and Services) Act, 2016 and the allied rules and regulations notified thereunder and for no other purpose.
2. Authenticate my Aadhaar / Virtual ID through OTP or Biometric for authenticating my identity through the Aadhaar Authentication system for obtaining my e-KYC through Aadhaar based e-KYC services of UIDAI and use my Photo and Demographic details (Name, Gender, Date of Birth and Address) for the purpose of eSigning the registration document / service requests under National Pension System (NPS)/Atal Pension Yojana (APY) for/with National Pension System Trust.
3. I understand that Security and confidentiality of personal identity data provided, for the purpose of Aadhaar based authentication is ensured by NSDL e-Gov and the data will be stored by NSDL e-Gov till such time as mentioned in guidelines from UIDAI from time to time.

Success! otp sent on registered mobile/email id.

[Click Here](#) to generate Virtual ID.
[Download Instructions](#) to generate Virtual ID in lieu of Aadhaar.

©2019 NSDL E-Governance Infrastructure Pvt. Ltd. All rights reserved.

eSign Success - Subscriber Registration

eSign for Subscriber Registration Form is Successful! Please download the eSign form and verify the signature.