



SBI PENSION FUNDS (P) LTD.

SBI Pension Funds Private Limited



SBI PENSION FUNDS (P) LTD.

**Standard Operating Procedure for Subscribers
For**

Aadhaar Offline e-KYC based PRAN generation



The SBI Pension Funds Private Limited module being offered to Subscribers is an online portal where a Subscriber can register online and make contribution. A link is displayed on SBI Pension Funds Private Limited website for opening NPS account. After clicking on the Open NPS A/c, Subscriber will be redirected to NSDL NPS application for registration. The process of PRAN generation is Aadhaar Offline e-KYC based wherein the Subscriber authenticates himself/herself through AADHAR. Subscriber needs to have his\her mobile number updated in the UIDAI database. The basic details of the subscriber (Name, Date of birth and address) are fetched from the UIDAI database and rest of the details (bank details, nomination, scheme preference and personal details) are to be filled by the Subscriber.

Pre-requisite for generation of PRAN:

- a. A mobile update in UIDAI database.
- b. Aadhaar Offline e-KYC XML file (It will be Zip file). If not available the same can be downloaded from UIDAI website
- c. Scanned copy of PAN card and Cancelled Cheque in *.jpeg/ *.jpg/ *.png format having file size between 4KB - 2MB
- d. Scanned of Signature in *.jpeg/ *.jpg/ *.png format having file size between 4KB - 5MB

A brief journey for registration of Corporate Subscriber is mentioned below:

- a. Subscriber is required to enter mobile no., upload the Aadhaar e-KYC XML zip file and enter the share code.
- b. If the subscriber does not have the Aadhaar XML file, the subscriber is provided with the link re-directing them to the UIDAI portal to download the XML data packet along with the share code. It hardly takes a minute to download the XML data packet.
- c. Enter first three alphabets of the corporate office name. A list of corporate offices will be displayed after entering first three alphabets. Select your office name from the list displayed. Please ensure the correct employer is selected as the employment details entered by you is sent for verification to the respective office selected by you.
- d. The basic KYC details i.e. Name of Subscriber, DOB (Date of Birth), Gender, Address and Photo will be fetched from UIDAI database.
- e. Other mandatory details i.e., Personal details, FATCA details, Nomination details, Employment details and Scheme Preference details are to be filled by subscriber. If



Scheme Preference details selection option is made by your Corporate (employer), then Scheme Preference will be auto populated.

- f. After filling all the details, subscriber is required to upload scanned copy of Cancelled cheque, PAN card and scan of signature. Please refer to the specifications available on screen while uploading the documents.
- g. A PRAN will be immediately generated without making Payment. The PRAN however will be kept in "Freeze" status till the selected employer carries out the employment verification.
- h. After PRAN generation, he/she can e-Sign the form online through Aadhaar authentication (this process is completely paperless)
- i. After PRAN generation, the employment details will be sent online to your corporate office (employer) for verification.
- j. After successful employee details verification, the status of PRAN will be updated as Active. You can then start contributing to your PRAN.



Step by Step guide for Corporate Subscriber Registration:

1. Click on the link available in SBI Pension Funds Private Limited website for Subscriber registration. You will be directed to Landing Page of NSDL NPS application as shown below. Brief "Steps for registration" and "FAQs" are available on the Landing page for your quick reference. Please ensure you have gone through the pre-requisites for account opening to ensure a seamless experience. Please click "Registration" button.

This is a new Landing Message

Welcome to "myNPS" - A faster, hassle free and paperless mode of opening NPS Account - Online.

Requirement for opening NPS Account through "myNPS"

- ▶ A Mobile number and Email ID
- ▶ Active Bank account with Net Banking facility with one of the Banks linked with Payment Gateway Service Provider ([click here for List of Banks](#))
- ▶ Scanned copy of photograph and signature is required. Size of document should be between 4KB to 5MB
- ▶ Scanned copy of cancelled cheque supporting the bank account details and PAN Card. Size of document should be between 4KB to 2MB
- ▶ Online payment of initial contribution (Minimum amount ₹ 500) through internet Banking

- ✓ NPS account can be opened by All India Citizens between 18-65 years through "NSDL NPS" (Except NRIs)
- ✓ PRAN in NPS is portable across sectors and locations
- ✓ Government employees mandatorily covered under NPS, are requested to approach their Nodal Office for opening NPS account
- ✓ NPS Subscribers can claim tax deduction up to 10% of gross income under Sec 80 CCD (1) with in the overall ceiling of Rs. 1.5 lac under Sec 80 CCE
- ✓ An additional deduction for investment up to Rs. 50,000 in NPS (Tier 1 account) is available exclusively to NPS subscribers under sub-section 80CCD (1)

For features and benefits of NPS please visit NSDL CRA website, www.npscra.nsdl.co.in

Please ensure you have an existing active account with the POP before initiating the registration. Also ensure that the details provided for your NPS account (address and Date of Birth) should match with the records available with the POP for which KYC has been carried out. The name provided under NPS should match with the name appearing on PAN.

[Steps for Registration](#) **REGISTRATION** [FAQ](#)

2. Screen as shown below will open. Please select the radio button represented as "Corporate Subscriber" for registration as a subscriber under your Corporate (employer) for NPS. After selecting Account Type, subscriber is required to enter the mobile number registered with UIDAI database, last digit of Aadhaar number, upload the XML file, Share code and corporate office name. In case you do not have the Aadhaar XML file, please click on the link re-directing to the UIDAI portal to download the XML data packet along with the share code. It hardly takes one minute to download the XML data packet. Enter first three alphabet of the Corporate Office name (employer) as registered under NPS. A list of corporate offices will be displayed after entering first three alphabet. Select your office name (employer) from the list displayed. Please ensure the correct employer is selected as the employment details entered by you is sent for verification to the respective office selected by you.



Online Subscriber Registration

* Please ensure "Cookies" are enabled in your browser before proceeding for Registration

New Registration

Complete Pending Registration

OTP Authenticate / eSign / View Registration Form

New Registration

Choose appropriate options

Register With

☒ Aadhaar Offline e-KYC

☐ Document with DigLocker

Applicant Type*

☐ Individual Subscriber

☒ Corporate Subscriber

Status of Applicant

☒ Citizens of India

Account Type

☐ Tier I & Tier II

☒ Tier I only

How did you hear about NPS *

EMPLOYER

▼

Please enter the following details

Enter Aadhaar Registered Mobile Number *

8306 [REDACTED]

Enter Last Digit of Aadhaar Number *

5

Upload Aadhaar Offline e-KYC XML File*

Choose File

OFFLINEA...3527081.ZIP

Please upload Aadhaar Paperless Offline e-KYC ZIP file. If Zip File is not generated, Click here and then login with your Aadhar number to download e-KYC ZIP File from UIDAI website

Share Code for your Paperless Offline eKYC *

Corporate Head Office *

SBI PENSION FUNDS PRIVA

Corporate Branch Office *

SBI PENSION FUNDS P ▼

Continue

- The basic details of the subscriber (Name, DOB and Address) are fetched from the UIDAI database and rest of the details (bank details, nomination, scheme preference and personal details) is to be filled up by the subscriber. After filling all the personal details, click on "Generate Acknowledgement No."



Start



Acknowledgement ID
Generated
AckID Generated



Registration Details Submitted
Details Submitted



PRAN Generated



OTP
Authentication/eSign/View
Registration Form
eSIGN



Registration Process
Completed

Account Type: Tier I

Personal Details

Contact Details

Bank & Other Details

Scheme & Nomination Details

Documents Upload

Photo & Signature Details

Declaration Details

Fields marked with * are mandatory for registration.

Personal Details

Title *	SHRI
First Name *	
Middle Name	
Last Name	
Date of Birth *	20/12/1997
Applicant is Orphan *	NO
Gender *	MALE
Place of Birth *	
Country of Birth *	INDIA
Nationality *	INDIAN
Marital Status *	UNMARRIED
Name to be printed on PRAN card	FATHER'S NAME
Mobile *	+ 91 8308458440
<input type="checkbox"/> I confirm that my WhatsApp number is same as the mobile number registered above. I also provide my consent to Prolean eGov Technologies Ltd (CRA) for sending messages / notifications on my WhatsApp number	
Email ID *	
Telephone with STD Code	

Family Details

Father's Title	SHRI
Father's First Name	ASHOK
Father's Middle Name	
Father's Last Name	GHOLE
Mother's Title	SMT
Mother's First Name	ANAGHA
Mother's Middle Name	
Mother's Last Name	GHOLE
Subscriber's Maiden Name	

Identity Details

PAN/Form 60 *	<input checked="" type="radio"/> PAN <input type="radio"/> Form 60
PAN *	
Last 4 digit of Aadhaar *	9105
Passport No	
Voter ID	
CERSAI ID	
Agency Code	

Proof of Identity

Identity Proof *	AADHAAR CARD / LETTER IS
ID Number *	XXXX-XXXX-XXXX
Date of Birth Proof *	AADHAAR CARD / LETTER IS
Document Proof ID (if any)	XXXX-XXXX-XXXX

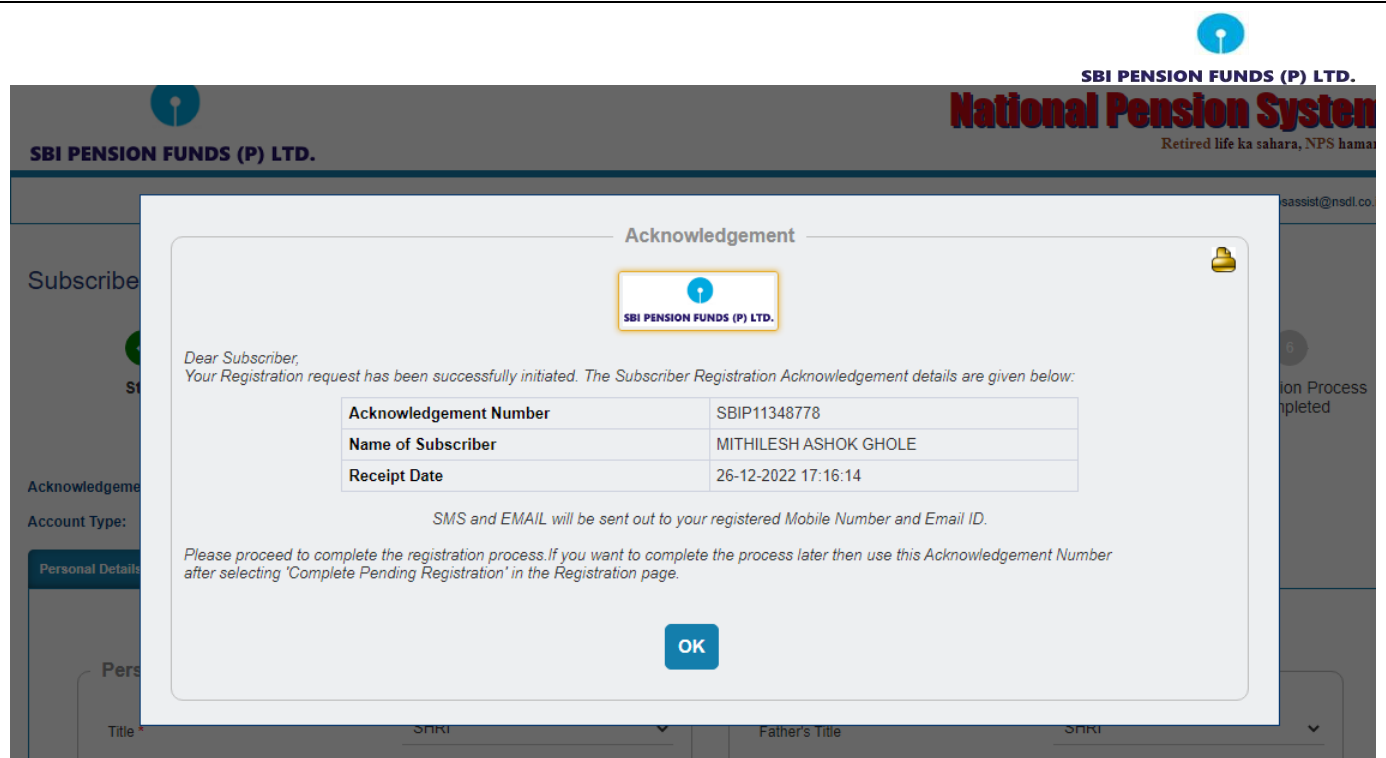
Add and Enter Captcha



5d

Please enter captcha total

- Acknowledgement number will be generated and the same will be sent to registered mobile no. and Email ID.



5. After clicking on "Ok", Subscriber will be directed to fill up contact details. He is required to fill FATCA details and address will be fetched and populated from UIDAI database.



1

2

3

4

5

6

Start

Acknowledgement ID Generated
AokID Generated

Registration Details Submitted
Details Submitted

PRAN Generated

OTP Authentication/Sign/View
Registration Form
eSIGN

Registration Process Completed

Acknowledgement No: SBI111348778

Subscriber Name: [REDACTED]

Account type: Tier I

Personal Details

Contact Details

Bank & Other Details

Scheme & Nomination Details

Documents Upload

Photo & Signature Details

Declaration Details

FATCA Details

Please select TAX Payer of country/ies

☒ I am a tax resident of India and not resident of any other country

☐ I am a tax resident of the country/ies mentioned below

US PERSON

☐ YES ☒ NO

Country of tax residency	Address of tax residency	PRN / TIN Number exempt Country	PRN / Tax Identification Number	Validity	FATCA State	FATCA City	FATCA Zip Code
INDIA		INDIA	[REDACTED]				

Add

Verification Of Mobile Number and Email Id

Verification Of Mobile Number and Email Id*

Registered Email Id has been successfully verified

☒ [REDACTED] Verified

☒ [REDACTED]@GMAIL.COM Verified

Note

- As per Regulatory Guidelines, distinct OTPs will be sent on your Email Id and Mobile Number.
- Kindly ensure both are accessible during the verification process.
- Extra charges will be levied, if Mobile Number is International.
- Once verified, mobile number and email id will be non-editable.
- Both Email ID and Mobile Number verification are mandatory for completing registration process.

Address Details

Flat/Room/Door/Block no.*

Landmark

Premises/Building/Village

Road/Street/Lane

Area/Locality/Taluka

PIN Code*

City/Town/District*

State/U.T.*

Country*

Permanent Address Proof*

Penchery Building MS P.T.Colony

Yellow Gate Police station

P.D.Mello Road,Cernac Bunder

Mumbai

400051

Mumbai,Mumbai,Mumbai

Maharashtra

India

Document Proof (if any)

AADHAR CARD / LETTER ISSUED I

XXXX-XXXX-XXXX

«

Save & Proceed

Reset

»

6. As a next step, subscriber is required to fill Employment details and Bank details as shown in below screenshot. The employee verification will be done online by your



Corporate office (employer) on the basis of employment details entered by Subscriber.
After entering correct details, click on "Save & Proceed".

1

Start

2

Acknowledgement ID Generated
AckID Generated

3

Registration Details Submitted
Details Submitted

4

PRAN Generated

5

OTP Authentication/eSign/View
Registration Form
eSIGN

6

Registration Process Completed

Acknowledgement No: SBI*11345778

Subscriber Name: MITHILESH ASHOK CHOLB

Account Type: Tier I

Personal Details

Contact Details

Bank & Other Details

Scheme & Nomination Details

Documents Upload

Photo & Signature Details

Declaration Details

Other Details

Occupation Details *

PRIVATE SECTOR

▼

Income Range (per annum)

1 LAC TO 5 LAC

▼

Please Select If Applicable

-- NOT APPLICABLE --

▼

Related to Politically Exposed Person

NO

▼

Employment Details

Employee ID *

SBI49

Date of Retirement *

20/12/2045

Tier I

Bank Details

* All details are Mandatory

Account Type *

SAVINGS ACCOUNT

▼

Bank A/C Number *

Bank IF S Code *

Bank Name *

SARASWAT COOPERATIVE BANK LIMI

Branch Name *

CARNAC BUNDER

Branch Address *

110/111 VYAPAR BHAWAN 49 P. D
MELLO ROAD MUMBAI - 400 009.

PIN Code *

400009

State/U.T. *

MAHARASHTRA

▼

Country *

INDIA

▼

Bank MICR Code

40008060

Bank A/c Linked to Aadhaar

☐

Product Type

--SELECT--

▼

Product Number

Product Branch/Office

«

Save & Proceed

Reset

»



7. After clicking on Save and Proceed, please enter Scheme Preference details and Nominee details. Please note that if Scheme Preference details selection option is at Corporate level, then Scheme Preference will be auto populated.

1

Start

2

Acknowledgement ID Generated
AokID Generated

3

Registration Details Submitted
Details Submitted

4

PRAN Generated

5

OTP Authentication/eSign/View
Registration Form
eSIGN

6

Registration Process Completed

Acknowledgement No: SBI111348778Subscriber Name: MITHILESH ASHOK GHOLE

Account type: Tier I

Personal Details

Contact Details

Bank & Other Details

Scheme & Nomination Details

Documents Upload

Photo & Signature Details

Declaration Details

Tier I

Scheme Preference Details

Choose Pension Fund Manager (PFM 1):*

SBI PENSION FUNDS PRIVATE LIMITED

Choose your Investment Option Wisely:*

Auto

Active

☐ Aggressive Auto Choice (LC 75)

☒ Moderate Auto Choice (LC 50)

☐ Conservative Auto Choice (LC 25)

Sr No.	Scheme Name	% Distribution
1	SBI PENSION FUND SCHEME E - TIER I	50
2	SBI PENSION FUND SCHEME C - TIER I	30
3	SBI PENSION FUND SCHEME G - TIER I	20

* In a case your Corporate has selected the scheme preference on your behalf, the PFM and investment choice details will be auto populated. Otherwise please specify your scheme preference.

Nominee Details

Nominee 1

First Name *

ASHOK

Middle Name

Last Name / Surname

GHOLE

Major/Minor *

MAJOR

Date of Birth

(DD/MM/YYYY)

Nominee Age (Years) *

57

Relationship *

FATHER

Percentage Share *

100 %

Guardian First Name (in case of a minor)

Guardian Middle Name

Guardian Last Name

Flat/Room/Door/Block no.

Flat/Room/Building/Village

Area/Locality/Taluka

Pin Code/ZIP Code

400001

City

MUMBAI

State/U.T.

MAHARASHTRA

Country

INDIA

Add

Save & Proceed

Reset



8. Further, you are required to upload scan copy of "PAN Card" and "Cancelled Cheque". Please note that scanned copy of PAN card and Cancelled cheque is compulsory for Tier I registration as well as for combined Tier I & Tier II registration. Please adhere to the specifications (size and type) of the documents provided on-screen.

Subscriber Registration

Progress bar showing steps: 1. Start (Completed), 2. Acknowledgement ID Generated / AckID Generated (Completed), 3. Registration Details Submitted / Details Submitted, 4. PRAN Generated, 5. OTP Authentication/eSign/View Registration Form / eSIGN, 6. Registration Process Completed.

Acknowledgement No: SBIP11348778 Subscriber Name: [REDACTED]

Account Type: Tier I

Navigation tabs: Personal Details, Contact Details, Bank & Other Details, Scheme & Nomination Details, **Documents Upload**, Photo & Signature Details, Declaration Details

Documents Upload

Proof Name	Document Name	Attach File	
SCANNED PAN CARD *	SCANNED PAN CARD	<input type="button" value="Choose File"/> NO FILE CHOSEN	
CANCELLED CHEQUE *	CANCELLED CHEQUE	<input type="button" value="Choose File"/> NO FILE CHOSEN	
PRODUCT TYPE ID PROOF	PRODUCT TYPE ID PROOF	<input type="button" value="Choose File"/> NO FILE CHOSEN	

Note: Document should be in *.jpeg, *.jpg or *.pdf format. Size of document should be between 4KB and 2MB.

** Document should be in *.jpeg or *.jpg format only. Size of document should be between 4KB and 2MB.

9. After clicking on "Upload", your photograph is fetched from the UIDAI database. You are required to upload the scan image of signature and then click on "Save" button. Please adhere to the specifications (size and type) of the images provided on-screen.



Aadhaar Consent

1. Use my Aadhaar details for National Pension System (NPS) and authenticate my identity through the Aadhaar Authentication system (Aadhaar based e-KYC services of UIDAI) in accordance with the provisions of the Aadhaar (Targeted Delivery of Financial and other Subsidies, Benefits and Services) Act, 2016 and the allied rules and regulations notified thereunder.
2. Use my Demographic details (Name, Gender and Date of Birth) and OTP for authenticating my identity through the Aadhaar Authentication system for obtaining my e-KYC through Aadhaar based e-KYC services of UIDAI.
3. Use the Aadhaar and e-KYC information to populate the corresponding fields in this application and share the same with its empaneled service provider(s) for the purpose of providing me NPS related services.
4. I understand that the Aadhaar details (physical and / or digital, as the case maybe) submitted for registration under e-NPS will be maintained in NPS till the time the account is not inactive in NPS or the timeframe decided by PFRDA, the regulator of NPS, whichever is later.
5. I understand that Security and confidentiality of personal identity data provided, for the purpose of Aadhaar based authentication is ensured by NSDL e-Gov till such time it is acting as CRA for my NPS account.

I am aware that as an alternative, if Aadhaar is not available, I can submit physical application to the concerned Nodal Office to avail the services under NPS.

Note: Photo & Signature should be in *.jpg format. If your Photograph/Signature image is in other format, please save it as in *.jpg format. Size of photo/signature should be between 4KB to 5mb. Scan a signature and upload it.

« Save

10. Please re-verify the Photo and signature and then click on "Confirm".

Preview Photo

Photo Successfully Uploaded

Browse...

Preview Signature

Signature Successfully Uploaded

Browse...

Steps to Scan Signature

Aadhaar Consent

1. Use my Aadhaar details for National Pension System (NPS) and authenticate my identity through the Aadhaar Authentication system (Aadhaar based e-KYC services of UIDAI) in accordance with the provisions of the Aadhaar (Targeted Delivery of Financial and other Subsidies, Benefits and Services) Act, 2016 and the allied rules and regulations notified thereunder.
2. Use my Demographic details (Name, Gender and Date of Birth) and OTP for authenticating my identity through the Aadhaar Authentication system for obtaining my e-KYC through Aadhaar based e-KYC services of UIDAI.
3. Use the Aadhaar and e-KYC information to populate the corresponding fields in this application and share the same with its empaneled service provider(s) for the purpose of providing me NPS related services.
4. I understand that the Aadhaar details (physical and / or digital, as the case maybe) submitted for registration under e-NPS will be maintained in NPS till the time the account is not inactive in NPS or the timeframe decided by PFRDA, the regulator of NPS, whichever is later.
5. I understand that Security and confidentiality of personal identity data provided, for the purpose of Aadhaar based authentication is ensured by NSDL e-Gov till such time it is acting as CRA for my NPS account.

I am aware that as an alternative, if Aadhaar is not available, I can submit physical application to the concerned Nodal Office to avail the services under NPS.

Note: Photo & Signature should be in *.jpg format. If your Photograph/Signature image is in other format, please save it as in *.jpg format. Size of photo/signature should be between 4KB to 5mb. Scan a signature and upload it.

« Save Confirm

11. After clicking on "Confirm", system will display all the details which are entered under "Personal details, Contact details, Bank details, Nomination details, Scheme Preference, Documents and Photo Signature for reverification. If there is any issue with the details entered, then you can click on "Edit" button and rectify the details. Once the details are verified, click on "Proceed".



Subscriber Registration



Start

Acknowledgement ID
GeneratedRegistration Details
Submitted

PRAN Generated

OTP
Authentication/eSign/View
Registration FormRegistration Process
Completed

Acknowledgement No: SBIP11348778

Subscriber Name: ██████████

Account Type: Tier I

Personal Details

Contact Details

Bank & Other Details

Scheme & Nomination Details

Documents Upload

Photo & Signature Details

Declaration Details

Personal Details

Title	SHRI
First Name *	MI ██████████
Middle Name	
Last Name	
Applicant is Orphan *	NO
Gender *	MALE
Date of Birth *	████████ 7
Place of Birth *	MUMBAI
Country of Birth *	INDIA
Nationality *	INDIAN
Marital Status	UNMARRIED
Name to be printed on PRAN card	FATHER'S NAME
Mobile *	+ 91 ██████████ ✓
<input type="checkbox"/> I confirm that my WhatsApp number is same as the mobile number registered above. I also provide my consent to Protean eGov Technologies Ltd (CRA) for sending messages / notifications on my WhatsApp number	
Email ID *	██████████@MAIL.COM ✓
Telephone with STD Code	

Family Details

Father's Title *	SHRI
Father's First Name *	████████
Father's Middle Name	
Father's Last Name	GHOLE
Mother's Title *	SMT
Mother's First Name	████████
Mother's Middle Name	
Mother's Last Name	GHOLE

Identity Details


PAN	██████████
Last 4 digit of Aadhaar *	XXXXXXXX9165
Passport No	
Voter ID	
CERSAI ID	
Agency Code	


Proof of Identity


Identity Proof	AADHAAR CARD / LETTER ISSUED BY UIDAI
Document ID	XXXX-XXXX-XXX5
Date of Birth Proof	AADHAAR CARD / LETTER ISSUED BY UNIQUE IDENTIFICATION AUTHORITY OF INDIA
Document Proof ID (if any)	XXXX-XXXX-XXX5


Edit




SBI PENSION FUNDS (P) LTD.


Start


Acknowledgement ID Generated


Registration Details Submitted

4

PRAN Generated

5

OTP Authentication/eSign/View Registration Form

6

Registration Process Completed

Acknowledgement No: ██████████

Subscriber Name ██████████OLE

Account Type: Tier I

Personal Details

Contact Details

Bank & Other Details

Scheme & Nomination Details

Documents Upload

Photo & Signature Details

Declaration Details

FATCA Details

TAX Payer of country/ies	I am a tax resident of India and not resident of any other country
US PERSON	NO
PAN Number	██████████
Father's First Name	ASHOK

Country of Tax residency	Address of Tax residency	PAN / TIN Number issuing Country	PAN / Tax Identification Number	Validity	FATCA State	FATCA City	FATCA Zip Code
INDIA		INDIA	██████████K				

Address Details *

Address Type *	
Flat/Room/Door/Block no. *	██████████
Landmark	Y ██████████
Premises/Building/Village	P.O. ██████████ER
Road/Street/Lane	
Area/Locality/Taluka	MUMBAI
PIN Code *	400001
City/Town/District *	MUMBAI,MUMBAI,MUMBAI
State/U.T. *	MAHARASHTRA
Country *	INDIA

	Document Description	Document ID
Address Proof	AADHAAR CARD / LETTER ISSUED BY UIDAI	

«

Edit

»



Subscriber Registration



Start



Acknowledgement ID
Generated



Registration Details
Submitted



PRAN Generated



OTP
Authentication/eSign/View
Registration Form



Registration Process
Completed

Acknowledgement No: SBIP11348778

Subscriber Name: [REDACTED] K GHOLE

Account Type: Tier I

- Personal Details
- Contact Details
- Bank & Other Details
- Scheme & Nomination Details
- Documents Upload
- Photo & Signature Details
- Declaration Details

Other Details

Occupation Details	PRIVATE SECTOR
Income Range (per annum)	1 lac to 5 lac
Please Select If Applicable	-- NOT APPLICABLE --
Relative of Political Exposed Person	NO

Employment Details

Employee ID	SB149
Date of Retirement*	20/12/2045

Tier I

Bank Details

Account Type *	SAVINGS
Bank A/C Number *	[REDACTED] 2
Bank IFS Code *	[REDACTED] 3
Bank Name *	SARASWAT COOPERATIVE BANK LIMITED
Branch Name *	CARNAC BUNDER
Branch Address *	1 [REDACTED] MUMBAI - 400 009.
PIN Code *	400009
State/U.T. *	MAHARASHTRA
Country *	INDIA
Bank MICR Code	[REDACTED] 0
Bank A/c Linked to Aadhaar	<input type="checkbox"/>
Product Type	
Product Number	
Product Branch/Office	



Edit





Acknowledgement No: SBIP11348778

Subscriber Name [REDACTED]

Account Type: Tier I

Personal Details

Contact Details

Bank & Other Details

Scheme & Nomination Details

Documents Upload

Photo & Signature Details

Declaration Details

Tier I

Scheme Preference Details

Choose Pension Fund Manager (PFM 1):*	SBI PENSION FUNDS PRIVATE LIMITED
Choose your Investment Option wisely:*	Auto
Choose your Investment Option wisely:*	Moderate Auto Choice (LC 50)

Sr No.	Scheme Name	% Distribution
1	SBI PENSION FUND SCHEME E - TIER I	50.0
2	SBI PENSION FUND SCHEME C - TIER I	30.0
3	SBI PENSION FUND SCHEME G - TIER I	20.0

Nominee Details

Nominee 1

First Name *	ASHOK
Middle Name	
Last Name / Surname	GHOLE
Nominee Age (Years)	57
Date of Birth	
Relationship *	FATHER
Major/Minor *	Major
Percentage Share *	100%
Guardian First Name (in case of a minor) *	
Guardian Middle Name	
Guardian Last Name	
Flat/Room/Door/Block no.	101
Premises/Building/Village	SAKINAKA
Area/Locality/Taluka	KURLA
PIN Code/ZIP Code	400001
City	MUMBAI
State/U.T.	MAHARASHTRA
Country	INDIA

Edit





Subscriber Registration

Start Acknowledgement ID Generated Registration Details Submitted PRAN Generated eSIGN Registration Form Process Complete

Acknowledgement No: ZSLC11006720 Subscriber Name: SAGAR DATTATRAY SALUNKHE

Account Type: Tier I

Personal Details Contact Details Bank & Other Details Nomination Details Documents Upload Photo & Signature Details Declaration Details

Documents Upload

Proof Name	Document Name
SCANNED PAN CARD	SCANNED PAN CARD
CANCELLED CHEQUE	CANCELLED CHEQUE

« Edit »


Acknowledgement No: ZSLC11006720 Subscriber Name: SAGAR DATTATRAY SALUNKHE

Account Type: Tier I


Personal Details Contact Details Bank & Other Details Nomination Details Documents Upload Photo & Signature Details Declaration Details

Photo & Signature Details

Preview Photo



Preview Signature



Aadhaar Consent

1. Use my Aadhaar details for National Pension System (NPS) and authenticate my identity through the Aadhaar Authentication system (Aadhaar based e-KYC services of UIDAI) in accordance with the provisions of the Aadhaar (Targeted Delivery of Financial and other Subsidies, Benefits and Services) Act, 2016 and the allied rules and regulations notified thereunder.

2. Use my Demographic details (Name, Gender and Date of Birth) and OTP for authenticating my identity through the Aadhaar Authentication system for obtaining my e-KYC through Aadhaar based e-KYC services of UIDAI.

3. Use the Aadhaar and e-KYC information to populate the corresponding fields in this application and share the same with its empaneled service provider(s) for the purpose of providing me NPS related services.

4. I understand that the Aadhaar details (physical and / or digital, as the case maybe) submitted for registration under e-NPS will be maintained in NPS till the time the account is not inactive in NPS or the timeframe decided by PFRDA, the regulator of NPS, whichever is later.

5. I understand that Security and confidentiality of personal identity data provided, for the purpose of Aadhaar based authentication is ensured by NSDL e-Gov IT such time it is acting as CRA for my NPS account.

I am aware that as an alternative, if Aadhaar is not available, I can submit physical application to the concerned Nodal Office to avail the services under NPS.

« Edit »

12. In order to proceed, you are required to tick on the declaration and then click on "Confirm Registration".



Declaration By Subscriber

☒ **Declaration & Authorization by all subscribers**
I have read and understood the terms and conditions of the National Pension System and hereby agree to the same and declare that the information and documents furnished by me are true and correct, to the best of my knowledge and belief. I undertake to inform immediately the Central Record Keeping Agency/National Pension System Trust of any change in the above information furnished by me. I do not hold any pre-existing account under NPS. I understand that I shall be fully liable for submission of any false or incorrect information or documents.

I further agree to be bound by the terms and conditions of provision of services by CRA, from time to time and any amendment thereof as approved by PFRDA, whether complete or partial without any new declaration being furnished by me. I shall be bound by the terms and conditions for the usage of I-pin (to access CRANPSCAN and view details) & T-pin on the CRA website.

I hereby declare that I am the bonafide subscriber of NPS and the contribution being paid for this transaction pertains to my PRAN. I further declare that I will make payment from my bank account.

☒ **Declaration under the Prevention of Money Laundering Act, 2002**
I hereby declare that the contribution paid by me has been derived from my legally declared and assessed sources of income. I understand that NSDL NPS has the right to peruse my financial profile or share the information, with other government authorities. I further agree that NSDL NPS has the right to close my PRAN in case I am found violating the provisions of any law relating to prevention of money laundering.

NOTE : Please mention 'NPS Contribution' as remark in the payment remark at your banking site.

Confirm Registration **Cancel**

National Pension System
Retired life ka sahara, NPS hamara

Home > Subscriber Registration

Subscriber Registration

Please confirm your details

Name: Sagar Dattatray Salunkhe
Father's Name: Ghanashyam
Date of Birth: 03-04-1988

Photo: [Image]
Signature: [Image]

Confirm **Edit**

Acknowledgement No: SGL119
Account Type: Tier I

Personal Details | Contact Details | Bank & Other Details | Subscription Details | Documents Upload | First & Second Contribution | Payment Details

First Time Tier I Contribution Amount: ₹ 5000

13. Post successful submission, PRAN will be generated for the subscriber. Please download and save the receipt for future reference. An Email intimation is also sent to the registered Email ID.

Receipt of Confirmation - Subscriber Registration

Permanent Retirement Account Number (PRAN)	110162605450
PRAN Generation Date	22/04/2020
Name of the Subscriber	SAGAR DATTATRAY SALUNKHE
Acknowledgement Number	ZSLC11006728
Acknowledgement Date	22/04/2020

Download Registration Form/Sign **Download Confirmation Receipt**



14. Post successful completion of PRAN generation, subscriber has two options.

- a. This is a completely paperless process. Under this option, Subscriber can e-Sign the form. On successful completion of e-Sign process, subscriber need not submit the physical form. It is recommended to utilize this option to avoid inconvenience.

eSign / View Subscriber Registration Form

Start Acknowledgement ID Generated Registration Details Submitted PRAN Generated eSIGN Registration Form Process Complete

Acknowledgement No: ZSLC11006728 PRAN No.: 11016209450

Account Type: Tier I

eSign / View

☒ eSign Subscriber Registration Form (Paperless) ☐ View Subscriber Registration Form

Aadhaar Number * XXXX-XXXX-XXXX

eSign & Download

Subscriber Registration Form

Alert!

Your name provided for PRAN registration should match with Aadhaar records to eSign your Registration Form successfully.

Press 'Proceed' if it is matching. You will be directed to eSign Service Provider website for eSigning of registration document, through successful authentication from UIDAI.

Press 'Cancel' in case name does not match use the 'Print and Courier Subscriber Registration Form' for further process.

eSign service charges plus taxes applicable is ₹ 5.90

Proceed **Cancel**

eSign & Download



NSDL Electronic Signature Service

ASP Name	National Pension System Trust
Transaction ID	UKC:eSign:8362:20200429125332349
Date & Time	2020-04-29T12:53:37

☒ I hereby authorize NSDL e-Governance Infrastructure Limited (NSDL e-Gov) to -

1. Use my Aadhaar / Virtual ID details (as applicable) for the purpose of eSigning the registration document / service requests under National Pension System (NPS)/Atal Pension Yojana (APY) for/with National Pension System Trust and authenticate my identity through the Aadhaar Authentication system (Aadhaar based e-KYC services of UIDAI) in accordance with the provisions of the Aadhaar (Targeted Delivery of Financial and other Subsidies, Benefits and Services) Act, 2016 and the allied rules and regulations notified thereunder and for no other purpose.
2. Authenticate my Aadhaar / Virtual ID through OTP or Biometric for authenticating my identity through the Aadhaar Authentication system for obtaining my e-KYC through Aadhaar based e-KYC services of UIDAI and use my Photo and Demographic details (Name, Gender, Date of Birth and Address) for the purpose of eSigning the registration document / service requests under National Pension System (NPS)/Atal Pension Yojana (APY) for/with National Pension System Trust.
3. I understand that Security and confidentiality of personal identity data provided, for the purpose of Aadhaar based authentication is ensured by NSDL e-Gov and the data will be stored by NSDL e-Gov till such time as mentioned in guidelines from UIDAI from time to time.

VID/Aadhaar: 853307494080

Send OTP

Cancel

[Click Here](#) to generate Virtual ID.
[Download Instructions](#) to generate Virtual ID in lieu of Aadhaar.

©2019 NSDL E-Governance Infrastructure Pvt. Ltd. All rights reserved.



NSDL Electronic Signature Service

ASP Name	National Pension System Trust
Transaction ID	UKC:eSign:8362:20200429125332349
Date & Time	2020-04-29T12:53:37

I hereby authorize NSDL e-Governance Infrastructure Limited (NSDL e-Gov) to -

1. Use my Aadhaar / Virtual ID details (as applicable) for the purpose of eSigning the registration document / service requests under National Pension System (NPS)/Atal Pension Yojana (APY) for/with National Pension System Trust and authenticate my identity through the Aadhaar Authentication system (Aadhaar based e-KYC services of UIDAI) in accordance with the provisions of the Aadhaar (Targeted Delivery of Financial and other Subsidies, Benefits and Services) Act, 2016 and the allied rules and regulations notified thereunder and for no other purpose.
2. Authenticate my Aadhaar / Virtual ID through OTP or Biometric for authenticating my identity through the Aadhaar Authentication system for obtaining my e-KYC through Aadhaar based e-KYC services of UIDAI and use my Photo and Demographic details (Name, Gender, Date of Birth and Address) for the purpose of eSigning the registration document / service requests under National Pension System (NPS)/Atal Pension Yojana (APY) for/with National Pension System Trust.
3. I understand that Security and confidentiality of personal identity data provided, for the purpose of Aadhaar based authentication is ensured by NSDL e-Gov and the data will be stored by NSDL e-Gov till such time as mentioned in guidelines from UIDAI from time to time.

Enter OTP

•••••

Verify OTP

Cancel

Success! otp sent on registered mobile/email id.

[Click Here](#) to generate Virtual ID.
[Download Instructions](#) to generate Virtual ID in lieu of Aadhaar.

©2019 NSDL E-Governance Infrastructure Pvt. Ltd. All rights reserved.

eSign Success - Subscriber Registration

eSign for Subscriber Registration Form is Successful! Please download the eSign form and verify the signature.

[Download eSigned Form](#)[Home](#)